





TONYA LIGHT

PROFESSIONAL LED SOLUTION PROVIDER
Energy Saving and Environmental Protection

Since 2007



120°可调节角度
轨道式简易安装
低眩光UGR < 19

120° adjustable angle
Easy installation on track
Low glare UGR < 19

LIGHTING CATELOGUE

SHENZHEN TONYA LIGHTING TECHNOLOGY CO.,LTD

Tel:+86-755-23154966 Fax: +86-755-23154866 Web:www.tyledlight.com Email:sales@tonyalight.com

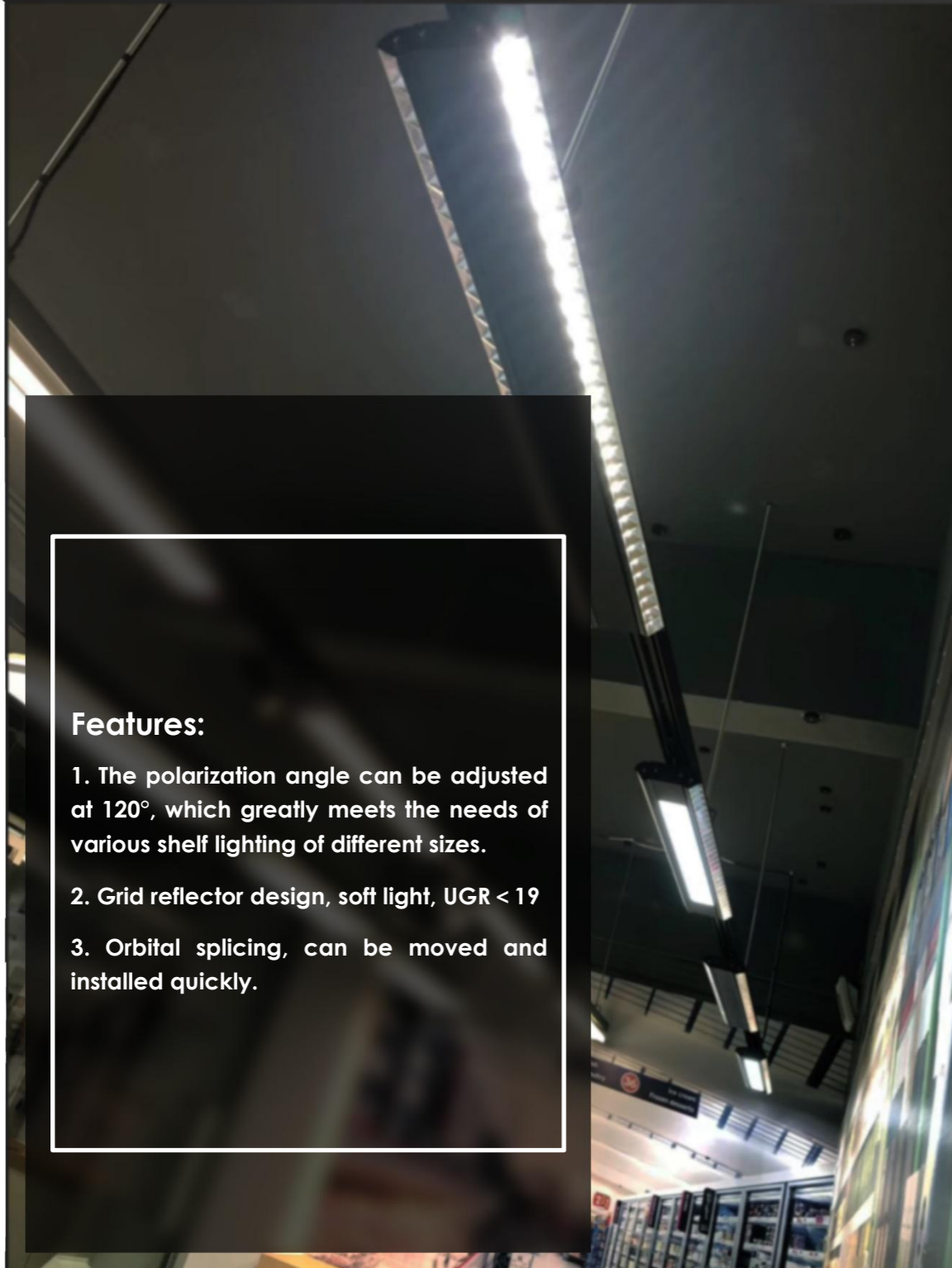

Add : B Bldg,Jinlaiwang Baihua Industrial Park,Guan Guang RD, Guangming New District,Shenzhen,P.R.China

双管线槽灯
Twin tube trunking light

TONYA LIGHT 2021

双管线槽灯

Twin tube trunking light



Features:

1. The polarization angle can be adjusted at 120°, which greatly meets the needs of various shelf lighting of different sizes.
2. Grid reflector design, soft light, UGR < 19
3. Orbital splicing, can be moved and installed quickly.

← Moveable →

SECTION 1 Product introduction
PAGE 1

SECTION 2 product list
PAGE 2

SECTION 3 Feature 1
PAGE 3

SECTION 4 Basic parameter
PAGE 4

SECTION 5 Feature 2
PAGE 5

SECTION 6 Product Size
PAGE 6


SECTION 7 Feature 3
PAGE 7

SECTION 8 Installation method
PAGE 8


SECTION 9 Product installation
PAGE 9-10

SECTION 10 Product packaging
PAGE 11

SECTION 11 Precautions
PAGE 12




120° adjustable polarization angle, which greatly meets various
The shelf lighting of the same size is used, rich in layers, highlighting the key sales products, and attracting customers' attention.

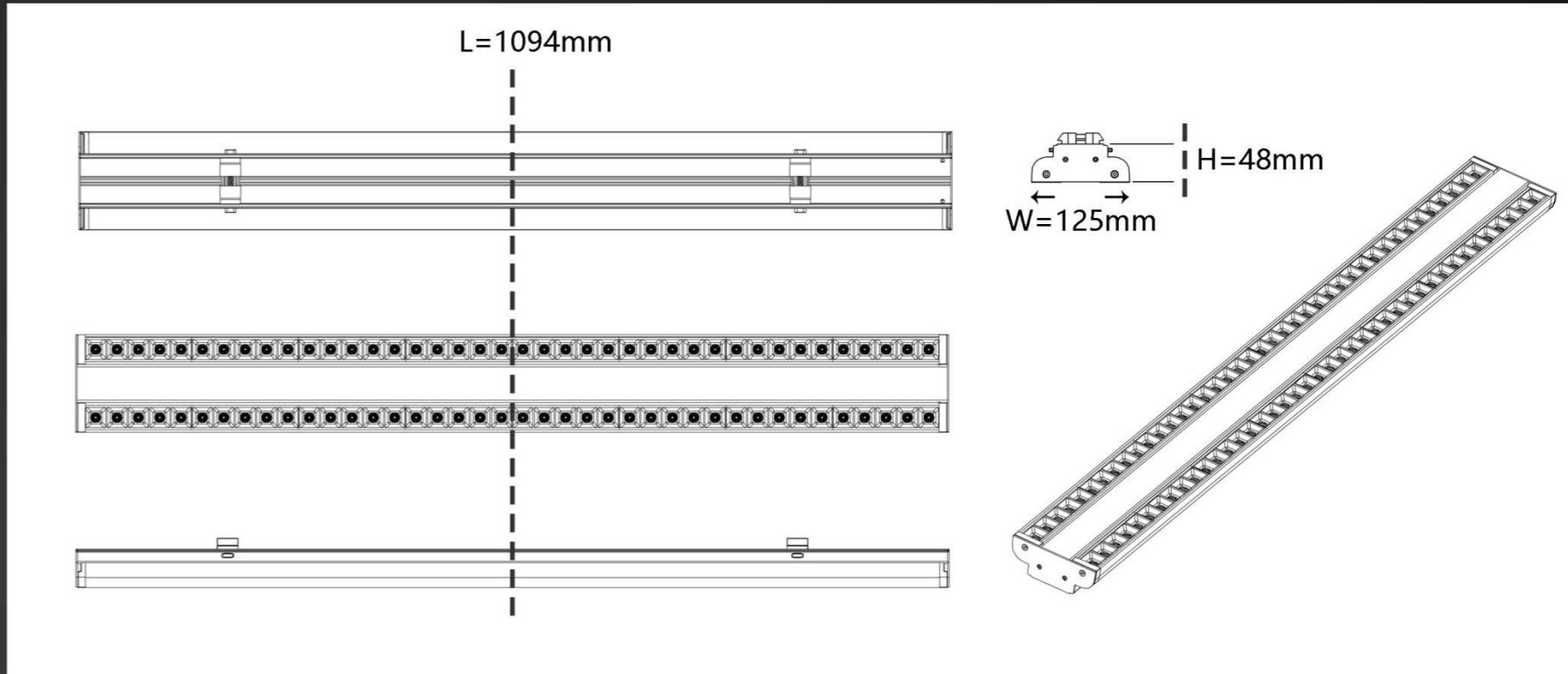


PN	TY-T40-1200	TY-T60-1200
SIZE	L1200*W68*H70mm	L1200*W68*H70mm
POWER	40W	60W
INPUT VOLTAGE	AC 180-240v	AC 180-240v
LED	3030	3030
LM	100lm/w	100lm/w
COLOR	3000K 4000K 5000K 6000K	3000K 4000K 5000K 6000K
CRI	Ra > 80	Ra > 80
WATERPROOF	IP20	IP20
MATERIAL	Aluminum	Aluminum
COLOR	WHITE/BLACK	WHITE/BLACK

- IP20
- 30°
Bean Angel
- SMD
3030
- AC180
-240V
- CRI
Ra > 80
- PF
> 0.95
- 3000
6000 K
- 3 year
warranty

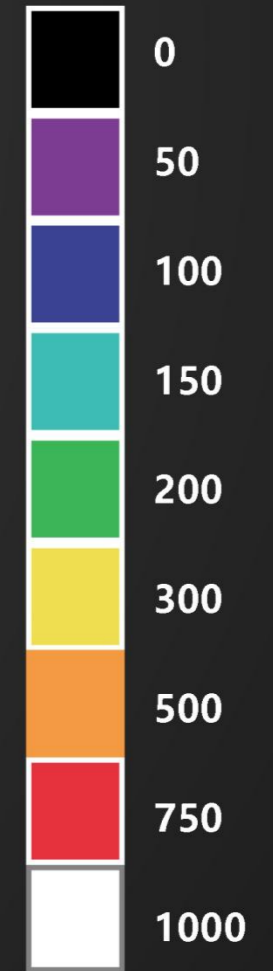



UGR < 19




Grid reflector design, soft light, UGR < 19

- IP20
- 30° Bean Angel
- SMD 3030
- AC180 -240V
- CRI Ra > 80
- PF > 0.95
- 3000 6000 K
- 3 year warranty



单位: LUX



轨道式
拼接




Track-type splicing, easy to install, avoid the overall complexity and mess, can be moved.




Bridge: It is easy to install and wire, avoid the overall complexity and mess, can be moved, only continuous and uniform light strips in visual effect.



Track trough: Simple splicing method, no wiring for installation, no need to purchase additional materials for installation, greatly saving installation time and manual installation costs.

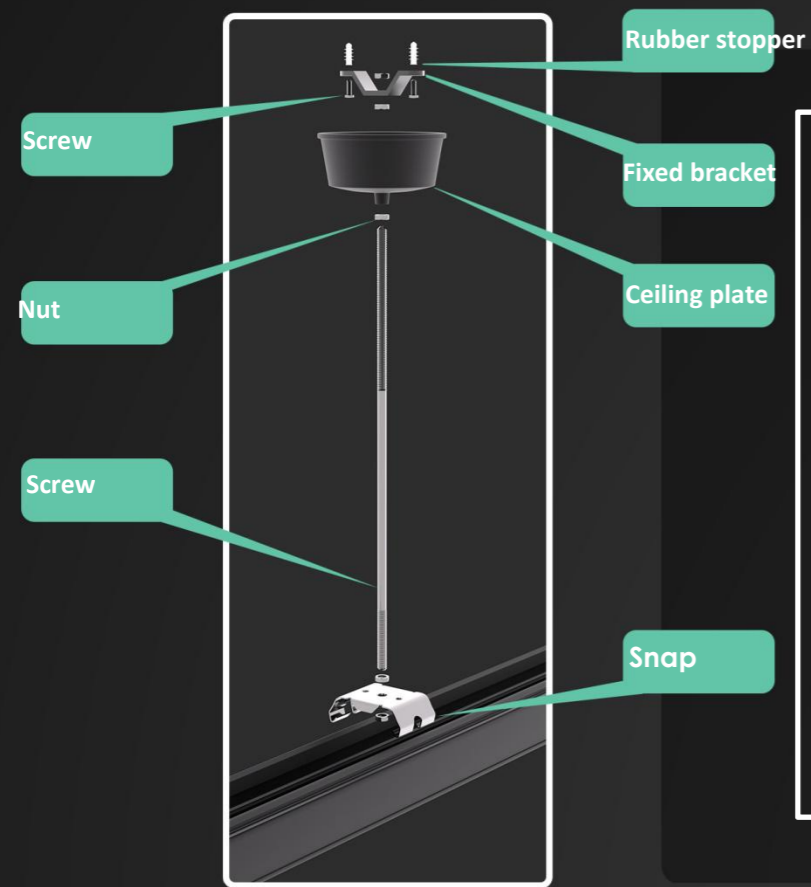


Guide rail: easy to install, no wiring, no bridge, greatly saving installation time and manual installation costs, can be moved on the track, change the irradiation position, flexible application.




Hoisting: independent installation, humanized design, simple and stylish, simple installation, soft light.

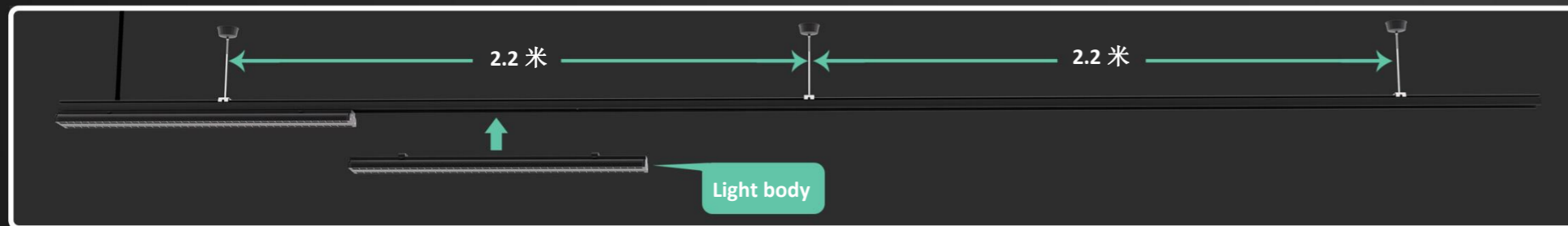
- IP20
- 30° Bean Angel
- SMD 3030
- AC180 -240V
- CRI Ra > 80
- PF > 0.95
- 3000 6000 K
- 3 year warranty




A1: Check the accessories and tools required for installation, as shown in the figure below.
 A2: According to the matching, the hole distance of the fixed bracket, determine the installation position, use an electric impact drill to drill the hole in the ceiling or the installation surface, and install the fixture bracket.



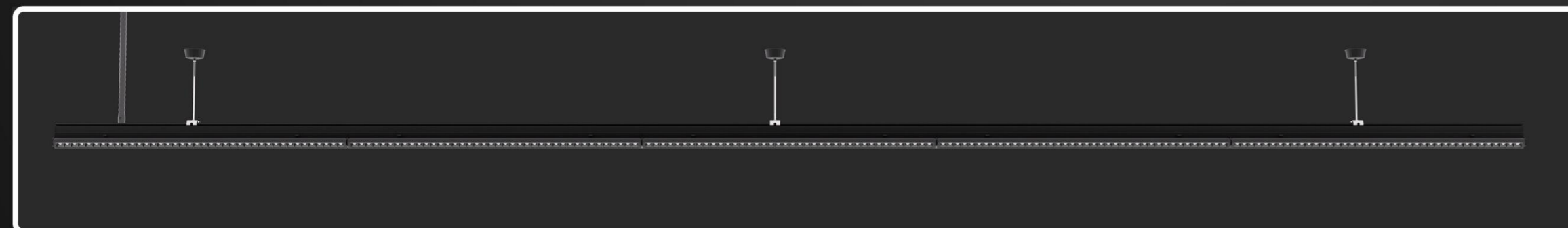
B: Insert the splicing piece into the bridge, butt the bridge, and fix the screws.



C: Clip the lamp body upwards into the bridge



D: Connect the input wire of the lamp to the mains and make it well insulated.



E: The installation is complete after power on.



Precautions: .

1. Before opening the package, please check whether the product is in an unopened state. After opening the package, if you find that it is due to objective factors Or if the LED lamp is damaged during transportation, please take a picture first, and then feed the information back to the retailer and factory.
2. The LED lamps must be installed by professionals according to the electrical wiring diagram.
3. Please check whether the local voltage range is within the working voltage range of LED lamps.
4. If LED lamps are not used for a long time, they should be placed in a cool, dry and clean environment: it is prohibited to use them Store in a humid, high temperature environment.
5. It is strictly forbidden to knock down the LED lamps or replace the internal electronic components at will.

Use note:

1. The lamp cover is easy to scratch, please handle with care, and clean the lamp with a soft cloth to decontaminate.
2. Please read the installation manual carefully before installation and operate in sequence.
3. After installation, the lamp should not be lower than 2M from the ground to prevent collision, falling and electric shock.

Warranty matters:

1. The warranty period of the lamp is 3 years under normal use, and the damage caused by illegal operation is not covered by the warranty.
2. The product is subject to change without notice, please log on to the company's website to find out.

PN

SIZE (L*H*W)

N.W

Qty / CTN

G.W

T series-1200

10PCS