



This article is describing the glow-in-the-dark film which is categorized in below green bar

V-LUMIIX Basic Grade series
V-LUMIIX Business Grade series
V-LUMIIX Intense Grade series
V-LUMIIX Luxury Grade series



V-LUMIIX Basic Grade series

V-LUMIX Basic Grade series is a series of economical photoluminescent film. It can absorb the ambient light quickly, when the lights go out, the film emits a bright glow, visible to the dark-adapted eyes for up to hours. No toxic and no radioactive materials are used in the production of this product. It's eco-friendly and child-safe.

V-LUMIX Basic Grade series Photoluminescent Film can be widely used to create signs, labels & decals, decorate the walls and ceilings, light up the bike, sporting goods, rainwear and other novelties.


OEM colors are available to fulfill your requirements.

V-LUMIX Basic Grade series Photoluminescent Film has no limitation to your creativity.

V-LUMIIX Basic Grade series	V-LUMIIX Business Grade series
	
V-LUMIIX Intense Grade series	V-LUMIIX Luxury Grade series



TECHNICAL DATA SHEET



V-LUMIIX Basic Grade series contains below article numbers

V-LUMIIX Basic Series Photoluminescent Film							
Article Numbers	Carrier Substance	Plotter cutting	Screen Printing	Digital Printing	Thickness (mm) +/-10%	Daytime Color	Glow Color
PL9P-255	PVC	○	●	●	0.3	Yellowish	Green
PL9T-255	PET	●	○	○	0.3	Yellowish	Green
PL9P-509	PVC	○	●	●	0.3	Yellowish	Green
PL9T-509	PET	●	○	○	0.3	Yellowish	Green
PL8P-609	PVC	●	●	●	0.23	Yellowish	Green
PL8T-609	PET	●	○	○	0.17	Yellowish	Green
PL8P OEM Color	PVC	●	●	●	--	OEM	OEM
PL8T OEM Color	PET	●	○	○	--	OEM	OEM

Note: ○ means N/A, ● means Applicable

Luminance

When measured per DIN 67510 Part 1, V-LUMIIX Basic Grade series Photoluminescent film can meet or exceed the luminance in below table.

V-LUMIIX Basic Series Photoluminescent Film			
Article Numbers	mcd/m ² after 10 min	mcd/m ² after 60 min	Activation
PL9P-255	25	5	1000 lx xenon, 5 min
PL9T-255	25	5	
PL9P-509	50	9	
PL9T-509	50	9	
PL8P-609	60	9	
PL8T-609	60	9	
PL8P OEM Color	--	--	
PL8T OEM Color	--	--	

Note: Numbers in the Article Numbers of V-LUMIIX Photoluminescent Film indicates the Luminance





Physical Property

V-LUMIX Basic Series Photoluminescent Film	
Applicable Substrates	Flat, simple curves
Adhesive	PSA
Application Temperature Range	18°C to 38 °C
Application	Signs, Markings, Home Decoration, Toys, Novelties
Indoor Durability	10 years
Shelf life	1 years

Applications for Standards and Codes

V-LUMIX Basic Grade Series Photoluminescent film meets below codes and standards.

Market	Codes and Standards	Applications
Building	ASTM E2072-10	Safety Markings
Building	ASTM E230-09a	Safety Marking Guide
Building	UL 1994	Egress Path Marking
Building	IBC 2009	Egress Path Marking
Building	2010 CA Building Code	Egress Path Marking
Building	2005 CT Building Code	Egress Path Marking
Building	CAN/ULC-S572-10	Egress Path Marking System
Building	NYC RS6-1 and RS6-1A	Exit Signs and Path Marking System
Building	ISO 16069	Graphic Symbols
Building	ISO 17398	Safety Colors and Signs
Industrial	OSHA 10910.37	Exit Signs
Life Safety	IFC 2009	Egress Path Marking
Life Safety	NFP 5000	Egress Path Marking
Life Safety	NFPA 101	Egress Path Marking
Navy	CID AA 55792	Egress Path Marking
Passenger Rail	APTA SS-PS-002-98 Rev.2	Emergency Exit Signs

Storage and Packaging

V-LUMIX Photoluminescent Film should be stored in a cool, dry area, preferably at 65-75°F (18-24°C) and 30-50% relative humidity and should be applied within one year of purchase.

Rolls should be stored horizontally in the shipping carton. Partially used rolls should be returned to the shipping carton or suspended horizontally from a rod or pipe through the core. Unprocessed sheets should be stored flat. Finished signs and applied blanks should be stored on edge.





TECHNICAL DATA SHEET

Screen processed signs must be protected with slipsheet paper. Place the glossy side of the slipsheet against the sign face and pad the face with closed cell packaging foam. Double faced signs must have the glossy side of the slipsheet against each face of the sign.

Unmounted screened faces must be stored flat and interleaved with slipsheet, glossy side against the sign face. Avoid banding, crating, or stacking signs. Package for shipment should be in accordance with commercially accepted standards to prevent movement and chafing. Store sign packages indoors on edges.

Panels or finished signs must remain dry during shipment and storage. If packaged signs become wet, unpack immediately and allow signs to dry.