

it is not only a light...

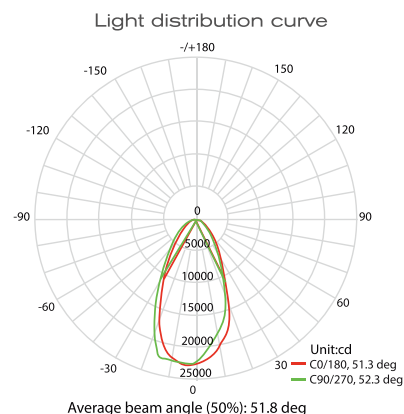
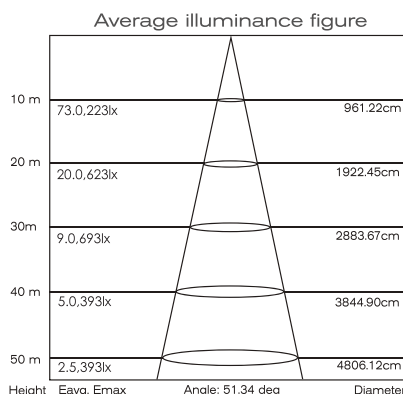


Waisun

LED High Bay Light

WHB-A Series

LED High Bay 100W WHB-A



Based on 100W High Bay

Features

- Utilises superior quality, ultra-bright tailor-made LED based on LUXEON LED (Lumileds) inside.
- Special LED driver adopted against strong lightning 10KV.
- Wide voltage input suitable for global living electricities.
- Less light decay and super long life 8-10 years.
- High quality aluminum heatsink and excellent thermal-radiating structure design.
- Environment-friendly. No UV or any pollutant.

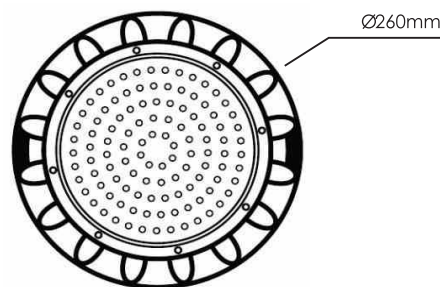
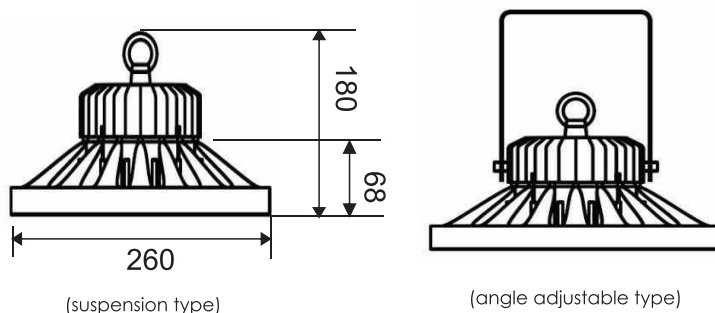
Application

Suitable for both outdoor and indoor commercial places such as basketball courts, warehouses and workshop areas, etc.



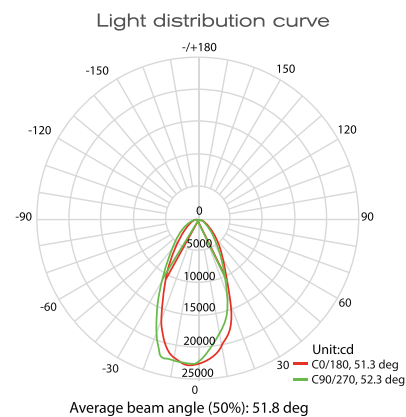
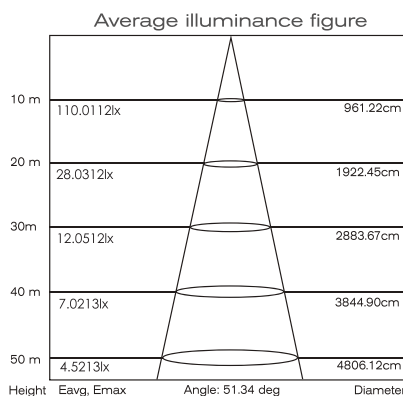
Parameters

Model	WHB-100A
Actual Power	100W± 5%
Light Flux	12,000lm(6000K)
Input	100-277V/AC, 50-60Hz
LED chip	LUXEON® (by Lumileds, USA)
LED driver	SOSEN, TUV, GS, FCC, UL listed
Dimming (optional)	0-10V
Color temp.	2800-4000K (WW) 4000-5000 (W) 5000-6500 (CW)
Lens & Angle	WALSUN™ special design, PC, 60° *100°
C.R.I.	Ra>70
IP Rating	IP65
Power factor	>0.95
Working temp.	-40~ +50
NW	2.6kg
Lifespan	60,000hrs (10 years based on 12hr/day)
Dimension	D*H=260*180mm
Packing size	L*W*H=350*350*200mm
Warranty	5 years



All electrical work must be performed by a qualified electrician.

LED High Bay 150W 180W WHB-A



Based on 150W High Bay

Features

- Utilises superior quality, ultra-bright tailor-made LED based on LUXEON LED (Lumileds) inside.
- Special LED driver adopted against strong lightning 10KV.
- Wide voltage input suitable for global living electricities.
- Less light decay and super long life 8-10 years.
- High quality aluminum heatsink and excellent thermal-radiating structure design.
- Environment-friendly. No UV or any pollutant.

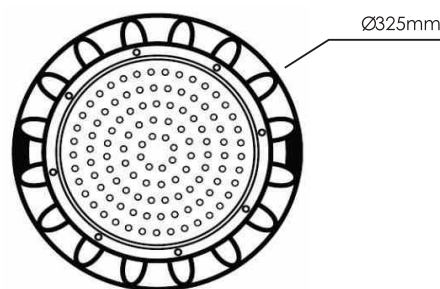
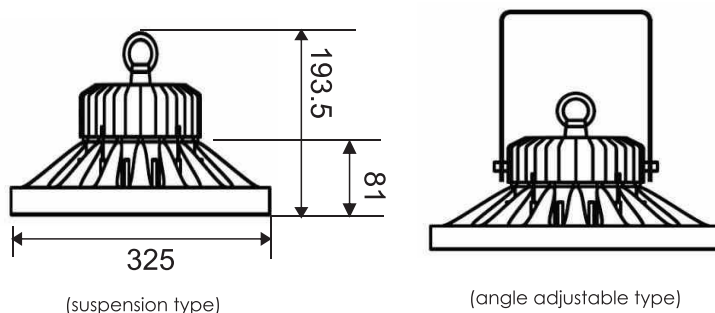
Application

Suitable for both outdoor and indoor commercial places such as basketball courts, warehouses and workshop areas, etc.



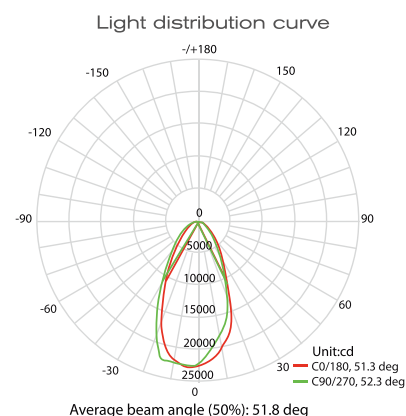
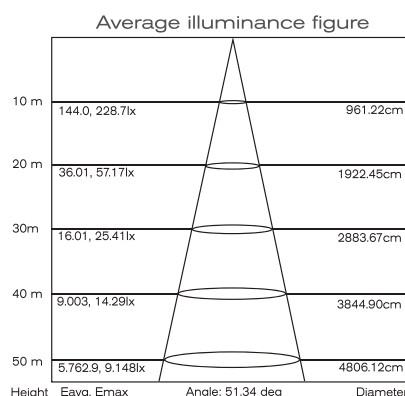
Parameters

Model	WHB-150A	WHB-180A
Actual Power	150W± 5%	180W± 5%
Light Flux(6000K)	18,000lm	21,000lm
Input	100-277V/AC, 50-60Hz	
LED chip	LUXEON® (by Lumileds, USA)	
LED driver	SOSEN, TUV, GS, FCC, UL listed	
Dimming(optional)	0-10V	
Color temp.	2800-4000K(WW) 4000-5000(W) 5000-6500(CW)	
Lens & Angle	WALSUN™ special design, PC, 60° *100°	
C.R.I.	Ra>70	
IP Rating	IP65	
Power factor	>0.95	
Working temp.	-40~ +50	
NW	3.4kg	
Lifespan	60,000hrs (10 years based on 12hr/day)	
Dimension	D*H=325*193.5mm	
Packing size	L*W*H=380*380*200mm	
Warranty	5 years	



All electrical work must be performed by a qualified electrician.

LED High Bay 200W 250W WHB-A



Based on 200W High Bay

Features

- Utilises superior quality, ultra-bright tailor-made LED based on LUXEON LED (Lumileds) inside.
- Special LED driver adopted against strong lightning 10KV.
- Wide voltage input suitable for global living electricities.
- Less light decay and super long life 8-10 years.
- High quality aluminum heatsink and excellent thermal-radiating structure design.
- Environment-friendly. No UV or any pollutant.

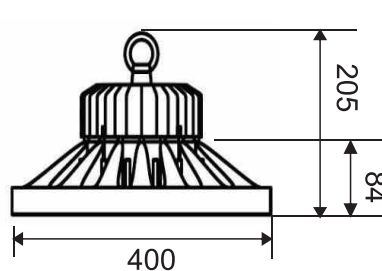
Application

Suitable for both outdoor and indoor commercial places such as basketball courts, warehouses and workshop areas, etc.

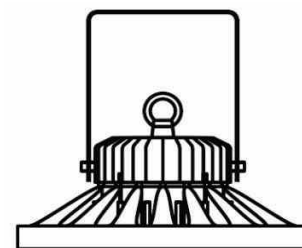


Parameters

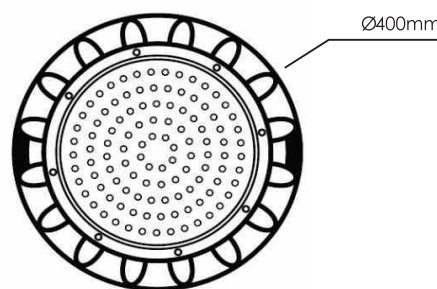
Model	WHB-200A	WHB-250A
Actual Power	200W± 5%	250W± 5%
Light Flux	24,000lm	30,000lm
Input	100-277V/AC, 50-60Hz	
LED chip	LUXEON® (by Lumileds, USA)	
LED driver	SOSEN, TUV, GS, FCC, UL listed	
Dimming (optional)	0-10V	
Color temp.	2800-4000K (WW) 4000-5000 (W) 5000-6500 (CW)	
Lens & Angle	WALSUN™ special design, PC, 60° *100°	
C.R.I.	Ra>70	
IP Rating	IP65	
Power factor	>0.95	
Working temp.	-40° ~ +50	
NW	5.1kg	
Lifespan	60,000hrs (10 years based on 12hr/day)	
Dimension	D*H=400*205mm	
Packing size	L*W*H=440*440*200mm	
Warranty	5 years	



(suspension type)



(angle adjustable type)



All electrical work must be performed by a qualified electrician.