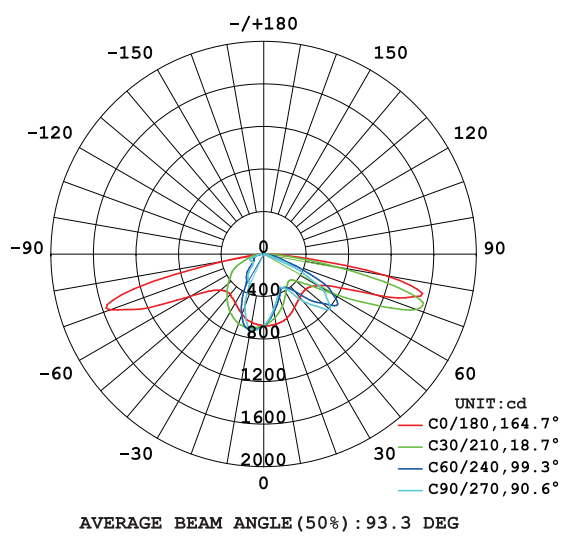


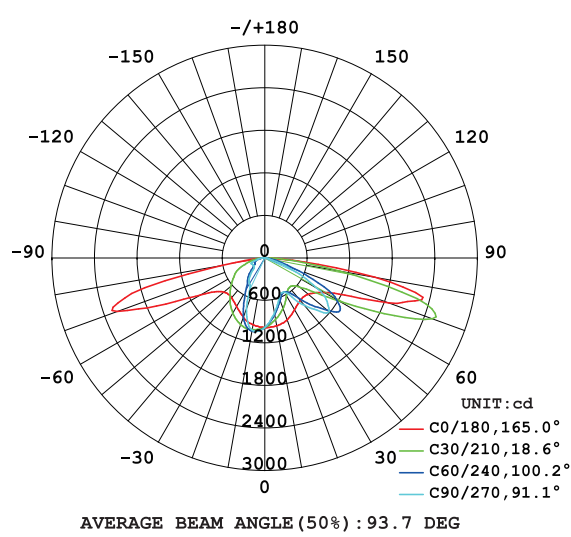
WSL-G4 Series | All in One Design
Solar Powered LED Street Light



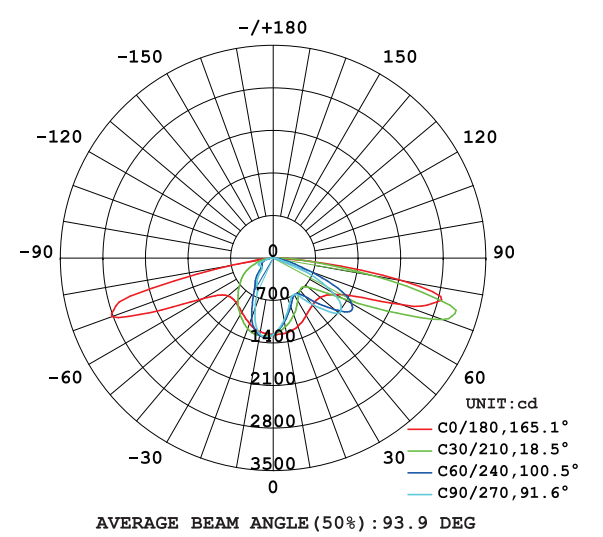
LIGHT DISTRIBUTION CURVE



WSL-40G4

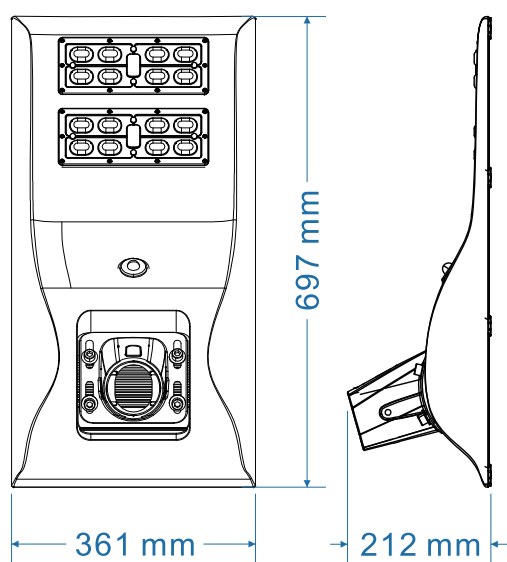


WSL-50G4

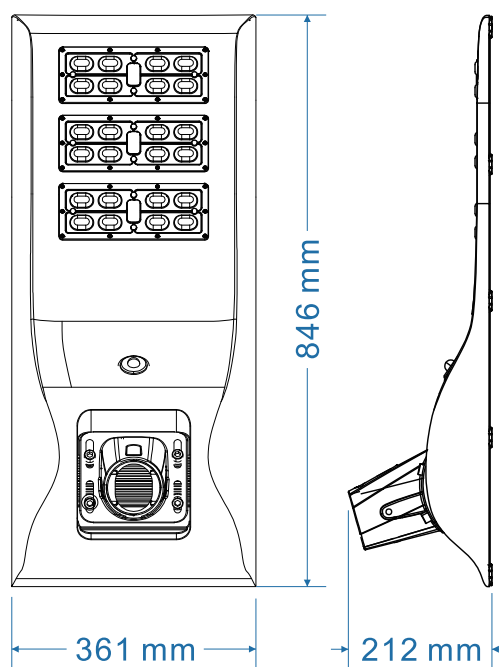


WSL-60G4

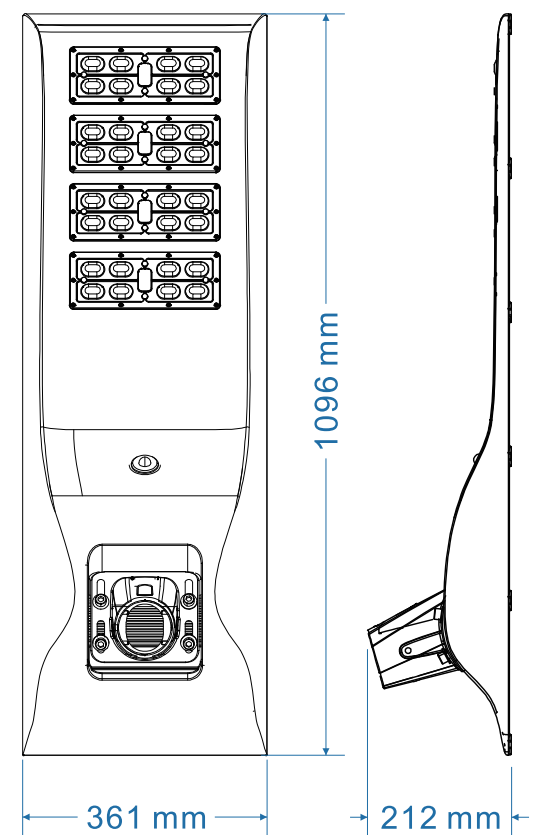
PRODUCT DIMENSIONS



WSL-40G4



WSL-50G4



WSL-60G4

KEY PARAMETERS

MODEL	FLUX	CCT	CRI	PV	BATTERY	BEAM	IP RATING	SENSOR	WORKING TEMP	NW
WSL-40G4	2,400LM	2,800~6,500K	>70RA	40W	192Wh(12.8V*15Ah)	150x80°	IP65	MWS(IR optional)	-25°C~65°C	7.6KG
WSL-50G4	3,600LM	2,800~6,500K	>70RA	50W	308Wh(12.8V*24Ah)	150x80°	IP65	MWS(IR optional)	-25°C~65°C	8.6KG
WSL-60G4	4,500LM	2,800~6,500K	>70RA	65W	384Wh(12.8V*30Ah)	150x80°	IP65	MWS(IR optional)	-25°C~65°C	12.8KG

Control modes: Automatic light activation | work mode customizable | fault prompt via LED indicators