








中山威盛卫浴有限公司


ZHONGSHAN WEICHEN SANITARY WARE CO.,LTD.







No.7 Daling Industrial Area, Jiangling Road, Hi-Tech Development District, Zhongshan City, Guangdong, China

Attn: Christine Tel: 86-760-22818339 Fax: 86-760-22818339

Email: sales@top-welleader.com whatsapp/ph:86-13420063765 Web: www.top-welleader.com

S/N	Product Name	Item No.	Photo	Size (mm)	Glass Thickness	Adjustment (mm)	Description (without shower tray)	Package Size (mm)				N.W (Kg)	G.W (Kg)	Loading Qty/by CTN			
								20'	40'	40H							
1	Sliding Door	JT121		1000*1850	6mm	950-990	* 6463 Aluminum Alloy	1910	x	550	x	80	32	35	297	714	773
				1100*1850	6mm	1050-1090	* Bright Silver Color (optional matt black...)	1910	x	600	x	80	35	38	273	654	709
				1200*1850	6mm	1150-1190	* Tempered glass comply w/EN12150	1910	x	650	x	80	37	40	252	604	654
				1400*1850	6mm	1350-1390	* Clear glass finish(optional, grey, blue, frosted...) * Plastic double roller, ABS handle	1910	x	750	x	80	43	46	218	524	567
2	Sliding Door	JTY121		1000*1850	6mm	950-990	* 6463 Aluminum Alloy	1910	x	550	x	100	33	36	238	571	619
				1100*1850	6mm	1050-1090	* Bright Silver Color (optional matt black...)	1910	x	600	x	100	36	39	218	524	567
				1200*1850	6mm	1150-1190	* Tempered glass comply w/EN12150	1910	x	650	x	100	38	41	201	483	524
				1400*1850	6mm	1350-1390	* Clear glass finish(optional, grey, blue, frosted...) * Plastic double roller, ABS handle	1910	x	750	x	100	44	47	175	419	454
3	Sliding Door	JT142		1400*1850	6mm	1350-1390	* 6463 Aluminum Alloy	1910	x	400	x	100	44	47	327	785	851
				1500*1850	6mm	1450-1490	* Bright Silver Color (optional matt black...)	1910	x	425	x	100	47	50	308	739	801
				1600*1850	6mm	1550-1590	* Tempered glass comply w/EN12150	1910	x	450	x	100	50	53	291	698	756
				1700*1850	6mm	1650-1690	* Clear glass finish(optional, grey, blue, frosted...) * Plastic double roller, ABS handle	1910	x	475	x	100	52	55	276	661	716
4	Quadrant Off-Quad	JT231		900*900*1850	6mm	870-890	* 6463 Aluminum Alloy	1910	x	600	x	170	45	48	128	308	334
				800*1200*1850	6mm	870-890 1170-1190	* Bright Silver Color (optional matt black...) * Tempered glass comply w/EN12150 * Clear glass finish(optional, grey, blue, frosted...) * Plastic double roller, ABS handle	1910	x	710	x	170	59	62	108	260	282
5	Quadrant Off-Quad	JT242		800*800*1850	6mm	770-790	* 6463 Aluminum Alloy * Bright Silver Color (optional matt black...) * Tempered glass comply w/EN12150 * Clear glass finish(optional, grey, blue, frosted...) * Plastic double roller, ABS handle	1910	x	430	x	140	35	38	217	522	565
				900*900*1850	6mm	870-890		1910	x	430	x	140	42	45	217	522	565
				1000*1000*1850	6mm	970-990		1910	x	460	x	140	47	50	203	488	528
				800*1000*1850	6mm	870-890 970-990		1910	x	460	x	140	42	45	203	488	528
				800*1200*1850	6mm	870-890 1170-1190		1910	x	680	x	140	47	50	137	330	357
				900*1200*1850	6mm	970-990 1170-1190		1910	x	720	x	140	48	51	130	312	338
6	Corner Entry	JT531		800*1000*1850	6mm	770-790 970-990	* 6463 Aluminum Alloy	1910	x	790	x	110	54	57	151	361	392
				800*1200*1850	6mm	770-790 1170-1190	* Bright Silver Color (optional matt black...) * Tempered glass comply w/EN12150 * Clear glass finish(optional, grey, blue, frosted...) * Plastic double roller, ABS handle	1910	x	790	x	110	59	61	151	361	392
7	Corner Entry	JT542		800*800*1850	6mm	770-790	* 6463 Aluminum Alloy * Bright Silver Color (optional matt black...) * Tempered glass comply w/EN12150 * Clear glass finish(optional, grey, blue, frosted...) * Plastic double roller, ABS handle	1910	x	470	x	100	46	49	278	668	724
				900*900*1850	6mm	870-890		1910	x	520	x	100	54	57	252	604	654
				1000*1000*1850	6mm	970-990		1910	x	570	x	100	60	63	230	551	597
				800*1000*1850	6mm	770-790 970-990		1910	x	570	x	100	54	57	230	551	597
				800*1200*1850	6mm	770-790 1170-1190		1910	x	680	x	100	60	61	192	462	500

S/N	Product Name	Item No.	Photo	Size (mm)	Glass Thickness	Adjustment (mm)	Description (without shower tray)	Package Size (mm)				N.W (Kg)	G.W (Kg)	Loading Qty/by CTN			
														20'	40'	40H	
8	Bi-fold Door	JTB123		700*1850	4mm	650-690	* 6463 Aluminum Alloy * Bright Silver Color (optional matt black...) * Tempered glass comply w/EN12150 * Clear glass finish(optional, grey, blue, frosted...) * ABS handle	1910	x	730	x	80	23	25	224	538	583
				760*1850	4mm	710-750		1910	x	790	x	80	24	26	207	497	538
				800*1850	4mm	750-790		1910	x	830	x	80	25	27	197	473	513
				900*1850	4mm	850-890		1910	x	930	x	80	28	30	176	422	457
				1000*1850	4mm	950-990		1910	x	1030	x	80	32	35	159	381	413
9	Side Panel	JT110		700*1850	6mm	670-690	* 6463 Aluminum Alloy * Bright Silver Color (optional matt black...) * Tempered glass comply w/EN12150 * Clear glass finish(optional, grey, blue, frosted...)	1910	x	680	x	60	19	21	321	770	834
				760*1850	6mm	730-750		1910	x	740	x	60	21	23	295	708	766
				800*1850	6mm	770-790		1910	x	780	x	60	22	24	280	671	727
				900*1850	6mm	870-890		1910	x	880	x	60	25	27	248	595	645
				1000*1850	6mm	970-990		1910	x	980	x	60	28	30	223	534	579
10	Pivot Door	JTP123		1000*1850	6mm	950-990	* 6463 Aluminum Alloy * Bright Silver Color (optional matt black...) * Tempered glass comply w/EN12150 * Clear glass finish(optional, grey, blue, frosted...) * ABS handle	1910	x	650	x	85	32	35	237	569	616
				1100*1850	6mm	1050-1090		1910	x	650	x	85	35	38	237	569	616
				1200*1850	6mm	1150-1190		1910	x	650	x	85	37	40	237	569	616
				1400*1850	6mm	1350-1390		1910	x	650	x	85	43	46	237	569	616
11	Pivot Door	JTP113		700*1850	6mm	650-690	* 6463 Aluminum Alloy * Bright Silver Color (optional matt black...) * Tempered glass comply w/EN12150 * Clear glass finish(optional, grey, blue, frosted...) * ABS handle	1910	x	730	x	80	23	25	224	538	583
				760*1850	6mm	710-750		1910	x	790	x	80	24	26	207	497	538
				800*1850	6mm	750-790		1910	x	830	x	80	25	27	197	473	513
				900*1850	6mm	850-890		1910	x	930	x	80	28	30	176	422	457
				1000*1850	6mm	950-990		1910	x	1030	x	80	32	35	159	381	413
12	Hinge Door	JTH113		700*1850	6mm	650-690	* 6463 Aluminum Alloy * Bright Silver Color (optional matt black...) * Tempered glass comply w/EN12150 * Clear glass finish(optional, grey, blue, frosted...) * ABS handle	1910	x	730	x	80	23	25	224	538	583
				760*1850	6mm	710-750		1910	x	790	x	80	24	26	207	497	538
				800*1850	6mm	750-790		1910	x	830	x	80	25	27	197	473	513
				900*1850	6mm	850-890		1910	x	930	x	80	28	30	176	422	457
				1000*1850	6mm	950-990		1910	x	1030	x	80	32	35	159	381	413
13	Shower Room	JTP644		900*900*1850	6mm	870-890	* 6463 Aluminum Alloy * Bright Silver Color (optional matt black...) * Tempered glass comply w/EN12150 * Clear glass finish(optional, grey, blue, frosted...) * ABS handle	1910	x	730	x	160	54	58	112	269	291
14	Sliding Door	JT131		1000*1850	6mm	950-990	* 6463 Aluminum Alloy * Bright Silver Color (optional matt black...) * Tempered glass comply w/EN12150 * Clear glass finish(optional, grey, blue, frosted...) * Plastic double roller, ABS handle	1910	x	550	x	80	32	35	297	714	773
				1100*1850	6mm	1050-1090		1910	x	600	x	80	35	38	273	654	709
				1200*1850	6mm	1150-1190		1910	x	650	x	80	37	40	252	604	654
				1400*1850	6mm	1350-1390		1910	x	750	x	80	43	46	218	524	567

S/N	Product Name	Item No.	Photo	Size (mm)	Glass Thickness	Adjustment (mm)	Description (without shower tray)	Package Size (mm)				N.W (Kg)	G.W (Kg)	Loading Qty/by CTN			
														20'	40'	40H	
15	Shower Room	JT642		900*900*1850	6mm	870-890	* 6463 Aluminum Alloy * Bright Silver Color (optional matt black...) * Tempered glass comply w/EN12150 * Clear glass finish(optional,greyl,blue,frosted...) * ABS handle	1910	x	730	x	160	54	58	112	269	291
16	Corner Entry	JTB533 (JTB123 +JT110)		700*700*1850	4mm	670-690	* 6463 Aluminum Alloy * Bright Silver Color (optional matt black...) * Tempered glass comply w/EN12150 * Clear glass finish(optional,greyl,blue,frosted...) * ABS handle	1910	x	730	x	80	23	25	224	538	583
				760*760*1850	4mm	730-750		1910	x	790	x	80	24	26	207	497	538
				800*800*1850	4mm	770-790		1910	x	830	x	80	25	27	197	473	513
				900*900*1850	4mm	870-890		1910	x	930	x	80	28	30	176	422	457
				1000*1000*1850	4mm	970-990		1910	x	1030	x	80	32	35	159	381	413
17	Corner Entry	JTP523 (JTP113 +JT110)		700*700*1850	6mm	670-690	* 6463 Aluminum Alloy * Bright Silver Color (optional matt black...) * Tempered glass comply w/EN12150 * Clear glass finish(optional,greyl,blue,frosted...) * ABS handle	1910	x	730	x	80	23	25	224	538	583
				760*760*1850	6mm	730-750		1910	x	790	x	80	24	26	207	497	538
				800*800*1850	6mm	770-790		1910	x	830	x	80	25	27	197	473	513
				900*900*1850	6mm	870-890		1910	x	930	x	80	28	30	176	422	457
				1000*1000*1850	6mm	970-990		1910	x	1030	x	80	32	35	159	381	413
18	Corner Entry	JTP533 (JTP123 +JT110)		800*1000*1850	6mm	770-790 970-990	* 6463 Aluminum Alloy * Bright Silver Color (optional matt black...) * Tempered glass comply w/EN12150 * Clear glass finish(optional,greyl,blue,frosted...) * ABS handle	1910	x	650	x	85	32	35	237	569	616
				800*1100*1850	6mm	770-790 1070-1090		1910	x	650	x	85	35	38	237	569	616
				800*1200*1850	6mm	770-790 1170-1190		1910	x	650	x	85	37	40	237	569	616
				800*1400*1850	6mm	770-790 1370-1390		1910	x	650	x	85	43	46	237	569	616
19	Shower Room	JTY631		880*1200*1850	6mm	850-870 1170-1190	* 6463 Aluminum Alloy * Bright Silver Color (optional matt black...) * Tempered glass comply w/EN12150 * Clear glass finish(optional,greyl,blue,frosted...) * ABS handle	1910	x	730	x	160	54	58	112	269	291
20	Shower Room	JTY641		880*1200*1850	6mm	850-870 1170-1190	* 6463 Aluminum Alloy * Bright Silver Color (optional matt black...) * Tempered glass comply w/EN12150 * Clear glass finish(optional,greyl,blue,frosted...) * ABS handle	1910	x	730	x	160	54	58	112	269	291

REMARK:

Package: Export Carton with foam inside

Trade Term: FOB Zhangshan Port

Quantity Term: **MOQ 30PCS per item and total qty to be one container for bulk order.If less than MOQ,5% price raise would be caused.**

Payment Term: 30% paid for deposit by T/T before production arranged,balance to be paid before shipment

Delivery Term: 35-40 days after the confirmation of pre-production samples,according order details.

Shipment Term: By sea-freight/air-freight,LCL or FCL