

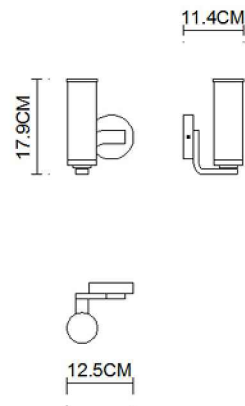
# Specification Sheet

Picture:



Product size:

Name: ----- Flow Wall Lamp  
-Right  
Code: ----- 1350  
Finish: ----- Polished+Opal  
Main Material: --- Stainless steel  
Shade Material: -- Opal Glass



Lamp Source: E14

Wattage: 1x25W

Input Voltage: 220~240 V

Lumen: 198 lm

Switch: Na

Energy Efficiency Class:

Plug: Na

Specification:



Inner Box:

Gross Weight: 14.4KGS

190\*155\*235(mm) 1pc

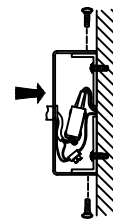
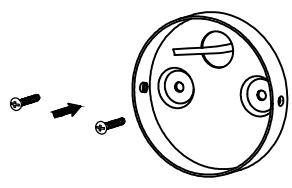
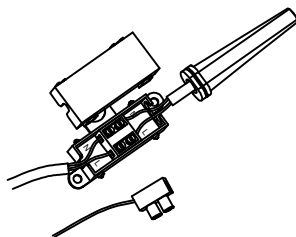
Net Weight: 8KGS

Outer Carton:

640\*400\*500(mm) 16pcs

Cable Length / Terminal Block:

Installation Instruction:



size: Ø75xH:17.5

