

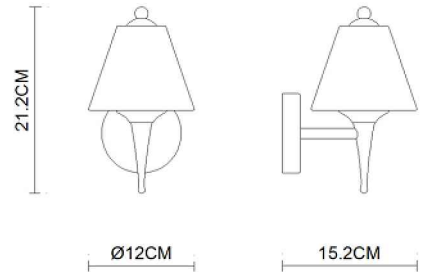
Specification Sheet

Picture:




Product size:

Name: ----- Torch Wall Lamp
Code: ----- 1116
Finish: ----- Polished Chrome +Opal
Main Material: --- Steel
Shade Material: -- Opal Glass



Lamp Source: G9

Wattage:  1x20W

Input Voltage: 220~240 V

Lumen: 250 lm

Switch: Na

Energy Efficiency Class: C

Plug: Na

Specification:



Inner Box:

Gross Weight: 10.3KGS

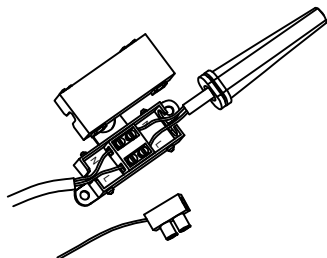
200*180*275(mm) 1pc

Net Weight: 6.7KGS

Outer Carton:

420*380*580(mm) 8pcs

Cable Length / Terminal Block:



Installation Instruction:

