

## Roadway

Partner for Contact:  
Order No.:  
Company:  
Customer No.:

Date: 04.11.2019  
Operator:



Operator  
Telephone  
Fax  
e-Mail


## Table of contents

<b>Roadway</b>	
Project Cover	1
Table of contents	2
<b>Roadway</b>	
3D Rendering	3
False Color Rendering	4
<b>Street 1</b>	
Planning data	5
Luminaire parts list	6
Photometric Results	7
<b>Valuation Fields</b>	
<b>Valuation Field Roadway 1</b>	
Results overview	9
Isolines (E)	10
Greyscale (E)	11
Value Chart (E)	12
<b>Valuation Field Roadway 2</b>	
Results overview	13
Isolines (E)	14
Greyscale (E)	15
Value Chart (E)	16



Operator  
Telephone  
Fax  
e-Mail

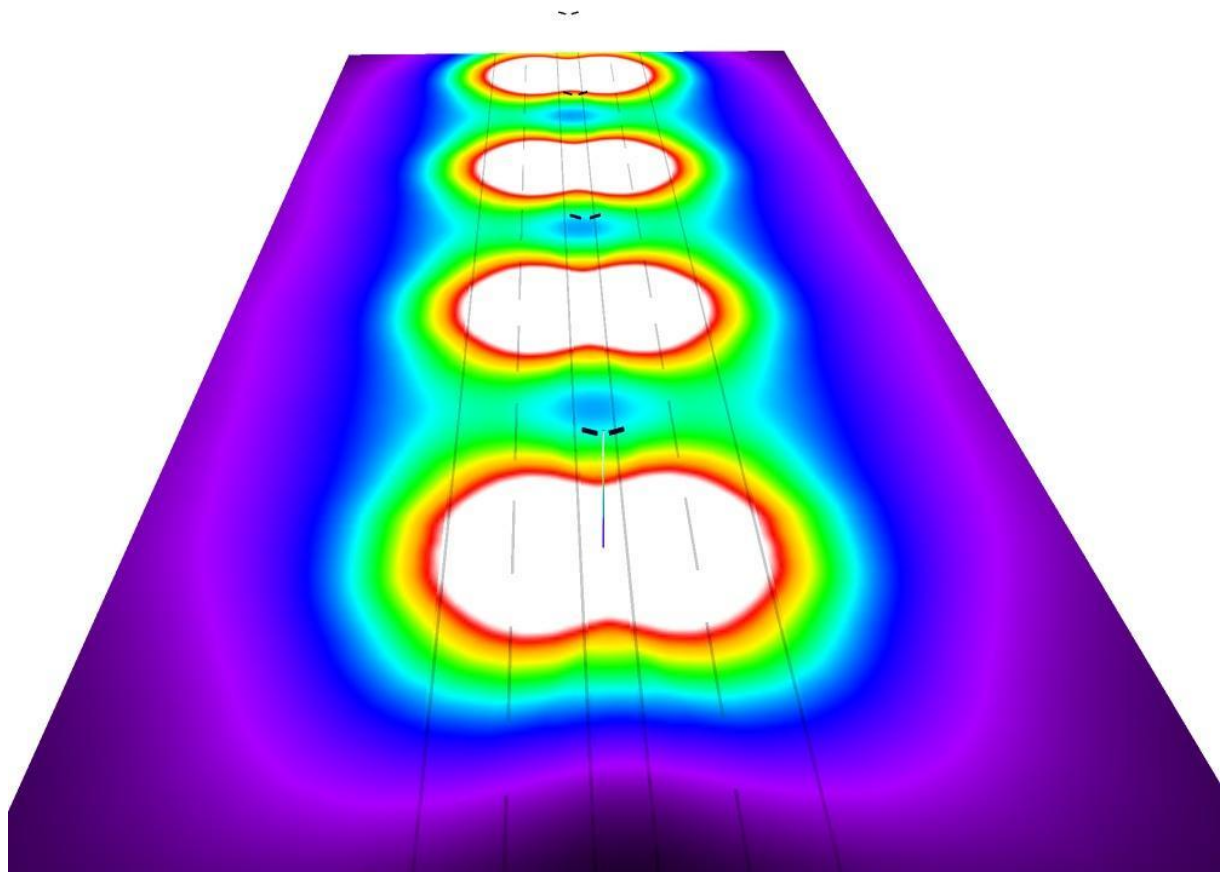
## Roadway / 3D Rendering





Operator  
Telephone  
Fax  
e-Mail

## Roadway / False Color Rendering



0      1.88      3.75      5.63      7.50      9.38      11.25      13.13      15

lx



Operator  
Telephone  
Fax  
e-Mail

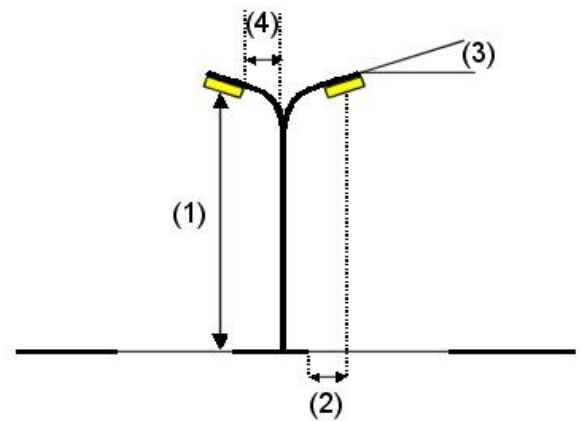
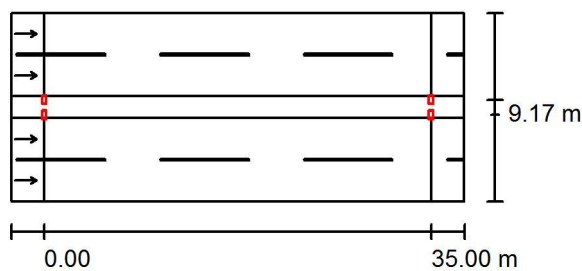
## Street 1 / Planning data

### Street Profile

Roadway 2 (Width: 7.500 m, Number of lanes: 2, tarmac: R3, q0: 0.070)  
 Median 1 (Width: 2.000 m, Height: 0.000 m)  
 Roadway 1 (Width: 7.500 m, Number of lanes: 2, tarmac: R3, q0: 0.070)

Light loss factor: 0.80

### Luminaire Arrangements



Luminaire: 64W Solar Light  
 Luminous flux (Luminaire): 10385 lm  
 Luminous flux (Lamps): 10391 lm  
 Luminaire Wattage: 64.0 W  
 Arrangement: on Median  
 Pole Distance: 35.000 m  
 Mounting Height (1): 6.800 m  
 Height: 6.704 m  
 Overhang (2): -0.300 m  
 Boom Angle (3): 16.0 °  
 Boom Length (4): 0.672 m

Maximum luminous intensities  
 at 70°: 446 cd/klm  
 at 80°: 500 cd/klm  
 at 90°: 145 cd/klm

Any direction forming the specified angle from the downward vertical, with the luminaire installed for use.

Arrangement complies with glare index class D.0.

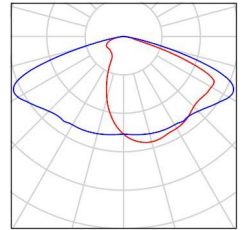


Operator  
Telephone  
Fax  
e-Mail

## Street 1 / Luminaire parts list

64W Solar Light  
Article No.:  
Luminous flux (Luminaire): 10385 lm  
Luminous flux (Lamps): 10391 lm  
Luminaire Wattage: 64.0 W  
Luminaire classification according to DIN: A20  
CIE flux code: 35 66 95 100 100  
Fitting: 1 x 5050 (Correction Factor 1.000).

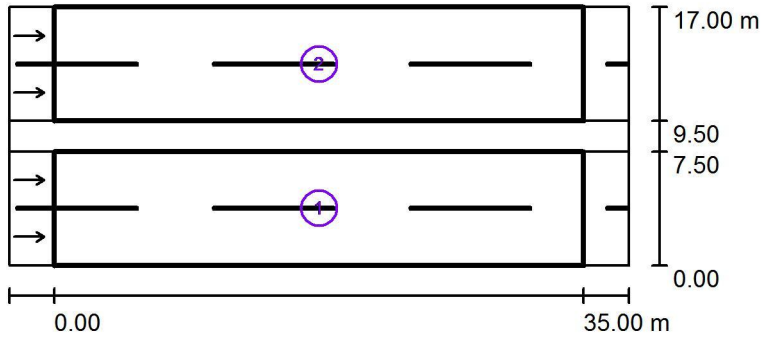
See our luminaire  
catalog for an image of  
the luminaire.





Operator  
Telephone  
Fax  
e-Mail

### Street 1 / Photometric Results



Light loss factor: 0.80

Scale 1:500

#### Calculation Field List

- 1 Valuation Field Roadway 1  
 Length: 35.000 m, Width: 7.500 m  
 Grid: 12 x 6 Points  
 Accompanying Street Elements: Roadway 1.  
 tarmac: R3, q0: 0.070  
 Selected Lighting Class: ME4a

$L_{av}$ [cd/m <sup>2</sup> ]	U0	UI	TI [%]	SR
0.90	0.45	0.41	16	0.78



Operator  
Telephone  
Fax  
e-Mail

## Street 1 / Photometric Results

### Calculation Field List

- 2 Valuation Field Roadway 2  
Length: 35.000 m, Width: 7.500 m  
Grid: 12 x 6 Points  
Accompanying Street Elements: Roadway 2.  
tarmac: R3, q0: 0.070  
Selected Lighting Class: ME4a

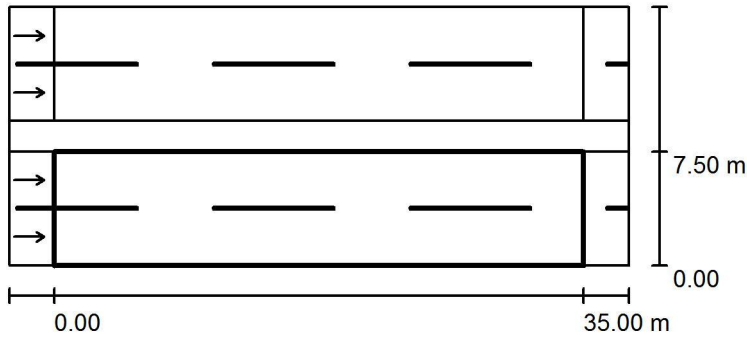
$L_{av}$ [cd/m <sup>2</sup> ]	U0	UI	TI [%]	SR
0.90	0.45	0.41	16	0.78





Operator  
Telephone  
Fax  
e-Mail

**Street 1 / Valuation Field Roadway 1 / Results overview**



Light loss factor: 0.80

Scale 1:500

Grid: 12 x 6 Points  
Accompanying Street Elements: Roadway 1.  
tarmac: R3, q0: 0.070  
Selected Lighting Class: ME4a

$L_{av}$ [cd/m <sup>2</sup> ]	U0	UI	TI [%]	SR
0.90	0.45	0.41	16	0.78

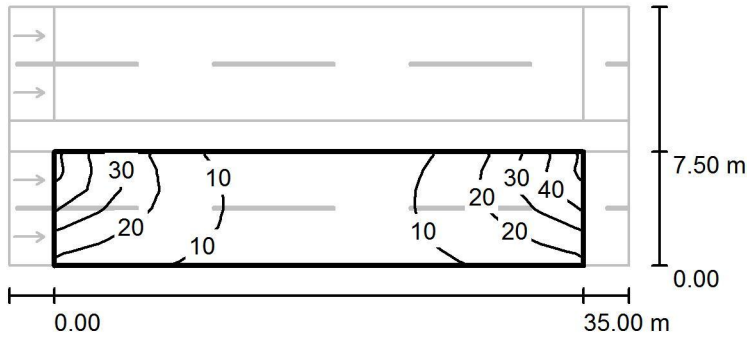
**Assigned observer (2 Pieces):**

No.	Observer	Position [m]	$L_{av}$ [cd/m <sup>2</sup> ]	U0	UI	TI [%]
1	Observer 1	(-60.000, 1.875, 1.500)	0.98	0.45	0.67	10
2	Observer 2	(-60.000, 5.625, 1.500)	0.90	0.46	0.41	16



Operator  
 Telephone  
 Fax  
 e-Mail

**Street 1 / Valuation Field Roadway 1 / Isolines (E)**



Values in Lux, Scale 1 : 500

Grid: 12 x 6 Points

$E_{av}$  [lx]  
 16

$E_{min}$  [lx]  
 5.44

$E_{max}$  [lx]  
 46

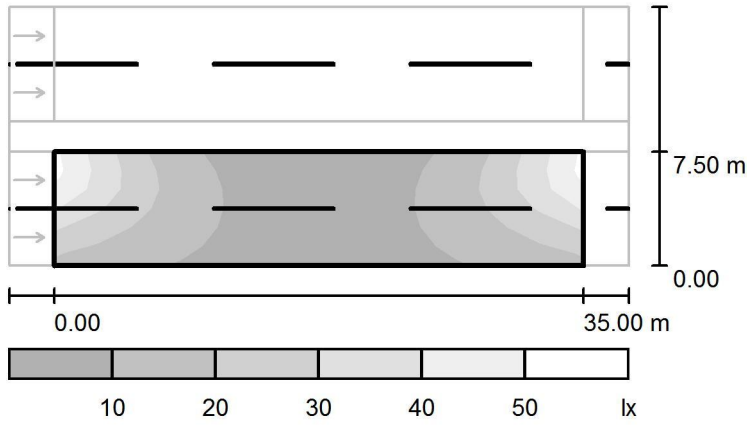
$u_0$   
 0.335

$E_{min} / E_{max}$   
 0.118



Operator  
Telephone  
Fax  
e-Mail

## Street 1 / Valuation Field Roadway 1 / Greyscale (E)



Scale 1 : 500

Grid: 12 x 6 Points

$E_{av}$  [lx]  
16

$E_{min}$  [lx]  
5.44

$E_{max}$  [lx]  
46

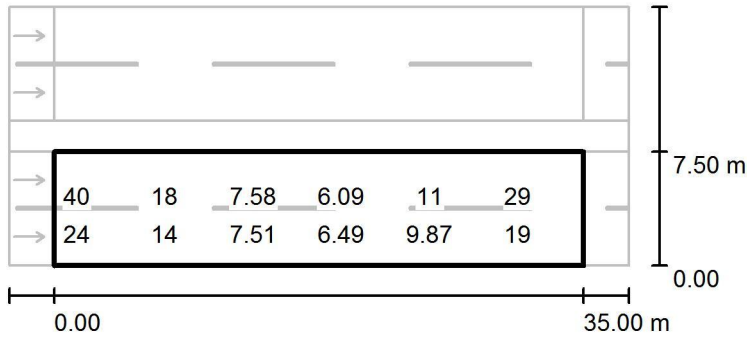
u0  
0.335

$E_{min} / E_{max}$   
0.118



Operator  
 Telephone  
 Fax  
 e-Mail

**Street 1 / Valuation Field Roadway 1 / Value Chart (E)**



Values in Lux, Scale 1 : 500

Not all calculated values could be displayed.

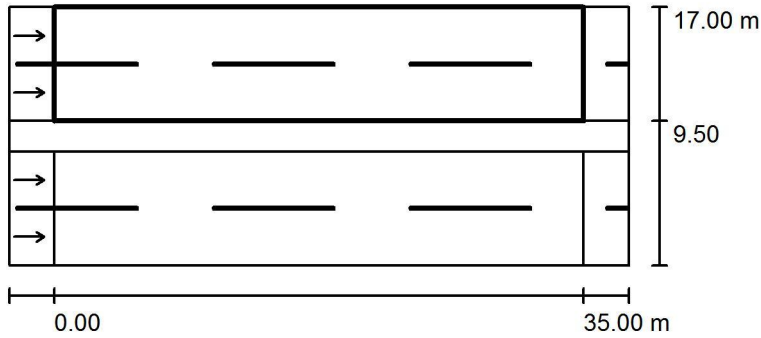
Grid: 12 x 6 Points

$E_{av}$ [lx]	$E_{min}$ [lx]	$E_{max}$ [lx]	u0	$E_{min} / E_{max}$
16	5.44	46	0.335	0.118



Operator  
Telephone  
Fax  
e-Mail

**Street 1 / Valuation Field Roadway 2 / Results overview**



Light loss factor: 0.80

Scale 1:500

Grid: 12 x 6 Points

Accompanying Street Elements: Roadway 2.

tarmac: R3, q0: 0.070

Selected Lighting Class: ME4a

$L_{av}$ [cd/m <sup>2</sup> ]	U0	UI	TI [%]	SR
0.90	0.45	0.41	16	0.78

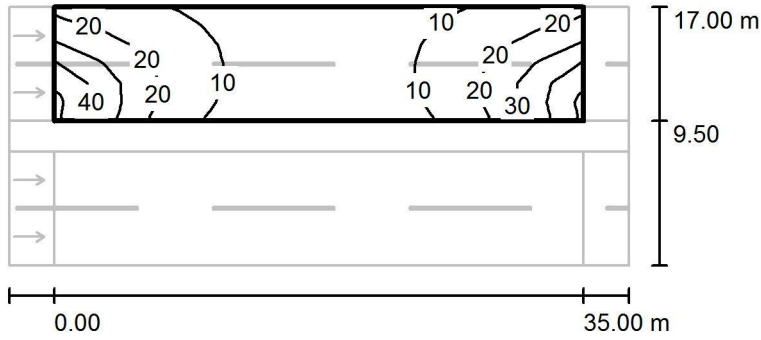
**Assigned observer (2 Pieces):**

No.	Observer	Position [m]	$L_{av}$ [cd/m <sup>2</sup> ]	U0	UI	TI [%]
1	Observer 3	(-60.000, 11.375, 1.500)	0.90	0.46	0.41	16
2	Observer 4	(-60.000, 15.125, 1.500)	0.98	0.45	0.67	10



Operator  
 Telephone  
 Fax  
 e-Mail

**Street 1 / Valuation Field Roadway 2 / Isolines (E)**



Values in Lux, Scale 1 : 500

Grid: 12 x 6 Points

$E_{av}$  [lx]  
 16

$E_{min}$  [lx]  
 5.44

$E_{max}$  [lx]  
 46

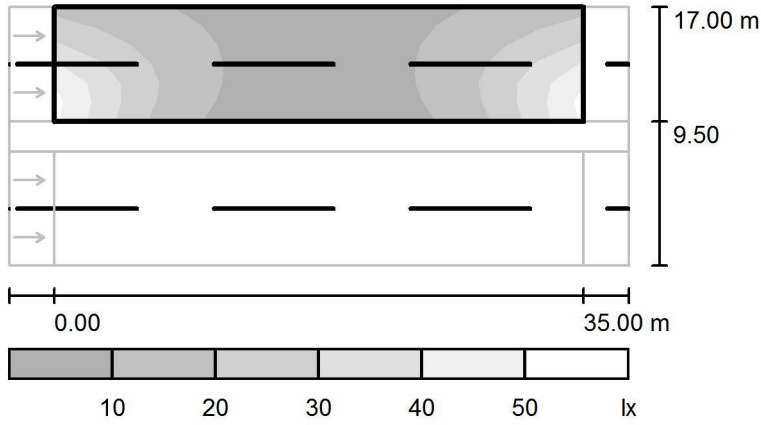
$u_0$   
 0.335

$E_{min} / E_{max}$   
 0.118



Operator  
Telephone  
Fax  
e-Mail

## Street 1 / Valuation Field Roadway 2 / Greyscale (E)



Scale 1 : 500

Grid: 12 x 6 Points

$E_{av}$  [lx]  
16

$E_{min}$  [lx]  
5.44

$E_{max}$  [lx]  
46


$u_0$   
0.335

$E_{min} / E_{max}$   
0.118



Operator  
Telephone  
Fax  
e-Mail

**Street 1 / Valuation Field Roadway 2 / Value Chart (E)**



Values in Lux, Scale 1 : 500

Not all calculated values could be displayed.

Grid: 12 x 6 Points

$E_{av}$ [lx]	$E_{min}$ [lx]	$E_{max}$ [lx]	u0	$E_{min} / E_{max}$
16	5.44	46	0.335	0.118