

Roadway

Partner for Contact:
Order No.:
Company:
Customer No.:

Date: 05.11.2019
Operator:



Operator
Telephone
Fax
e-Mail


Table of contents

Roadway	
Project Cover	1
Table of contents	2
Roadway	
3D Rendering	3
False Color Rendering	4
Street 1	
Planning data	5
Luminaire parts list	6
Photometric Results	7
Valuation Fields	
Valuation Field Roadway 1	
Results overview	8
Isolines (E)	9
Greyscale (E)	10
Value Chart (E)	11



Operator
Telephone
Fax
e-Mail

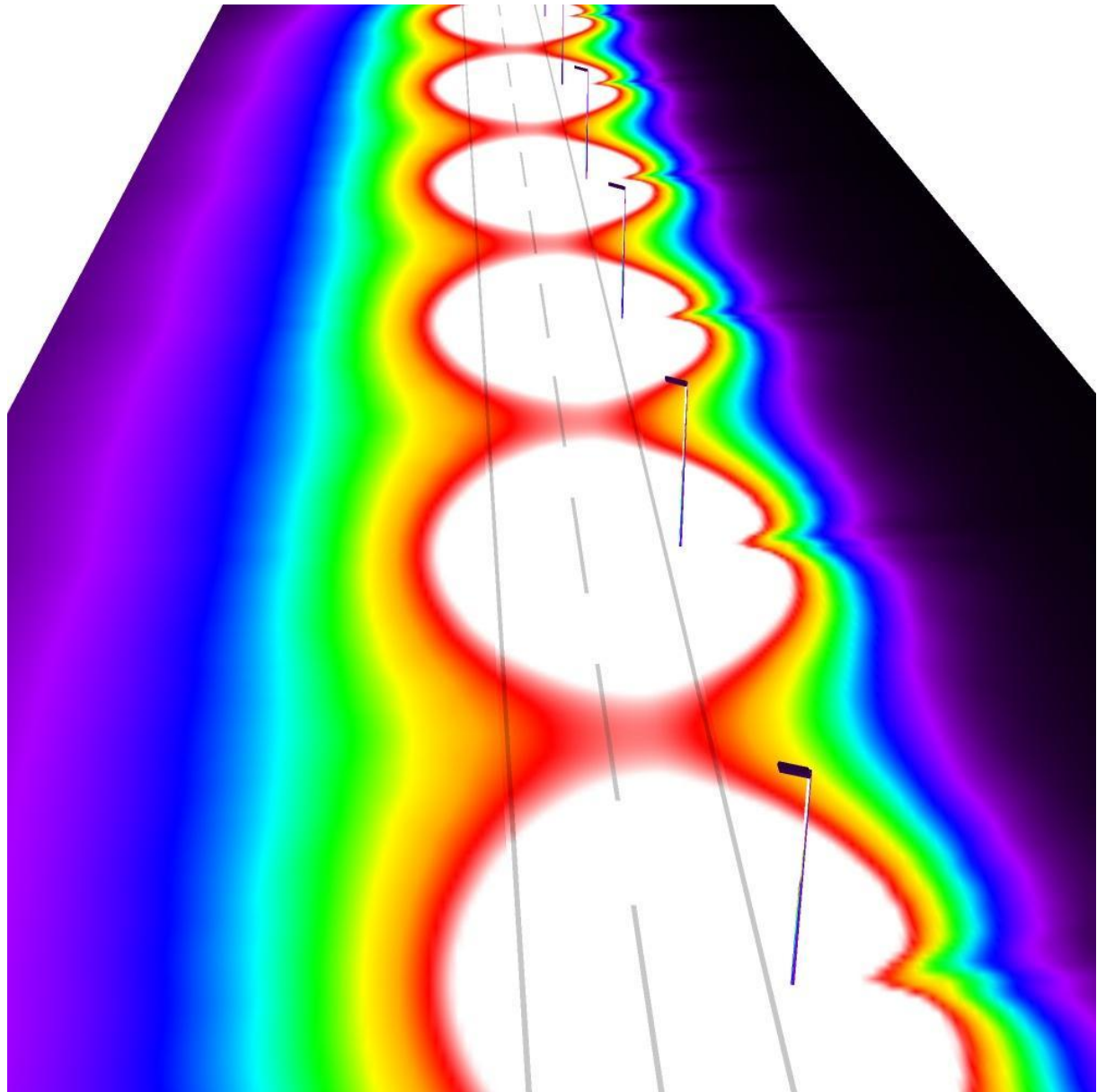
Roadway / 3D Rendering





Operator
Telephone
Fax
e-Mail

Roadway / False Color Rendering



0 2.50 5 7.50 10 12.50 15 17.50 20 lx



Operator
Telephone
Fax
e-Mail

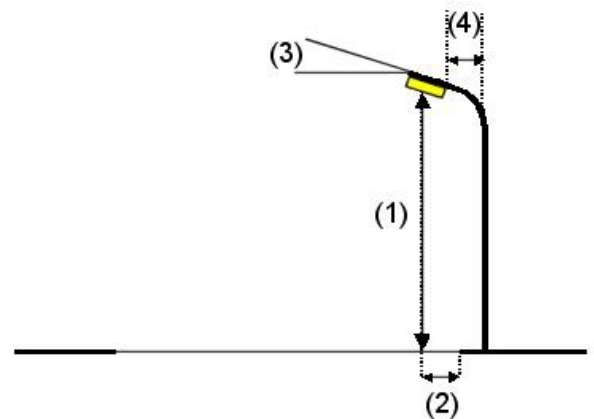
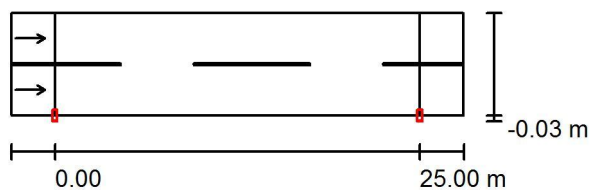
Street 1 / Planning data

Street Profile

Roadway 1 (Width: 7.000 m, Number of lanes: 2, tarmac: R3, q0: 0.070)

Light loss factor: 0.80

Luminaire Arrangements



Luminaire:	100W LED Solar Light
Luminous flux (Luminaire):	16002 lm
Luminous flux (Lamps):	15999 lm
Luminaire Wattage:	100.0 W
Arrangement:	Single row, bottom
Pole Distance:	25.000 m
Mounting Height (1):	7.000 m
Height:	6.904 m
Overhang (2):	0.000 m
Boom Angle (3):	16.0 °
Boom Length (4):	0.000 m

Maximum luminous intensities

at 70°:	402 cd/klm
at 80°:	351 cd/klm
at 90°:	41 cd/klm

Any direction forming the specified angle from the downward vertical, with the luminaire installed for use.

Arrangement complies with glare index class D.0.

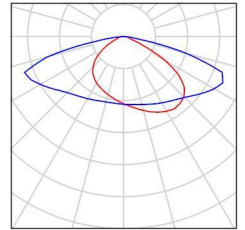


Operator
Telephone
Fax
e-Mail

Street 1 / Luminaire parts list

100W LED Solar Light
Article No.:
Luminous flux (Luminaire): 16002 lm
Luminous flux (Lamps): 15999 lm
Luminaire Wattage: 100.0 W
Luminaire classification according to DIN: A20
CIE flux code: 35 72 95 100 100
Fitting: 1 x User defined (Correction Factor
1.000).

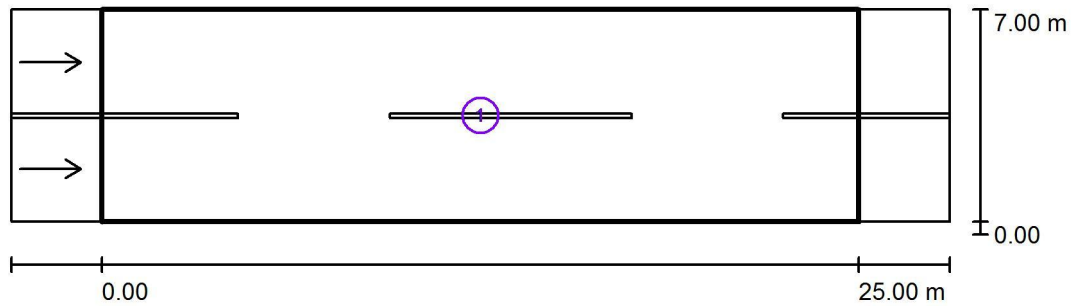
See our luminaire
catalog for an image of
the luminaire.





Operator
Telephone
Fax
e-Mail

Street 1 / Photometric Results



Light loss factor: 0.80

Scale 1:250

Calculation Field List

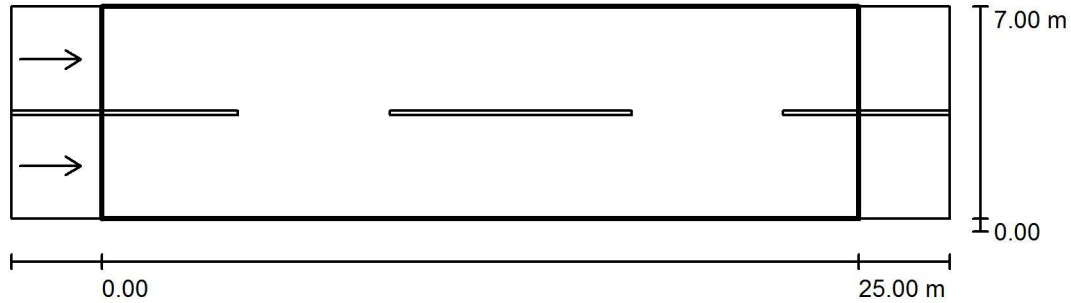
- 1 Valuation Field Roadway 1
 Length: 25.000 m, Width: 7.000 m
 Grid: 10 x 6 Points
 Accompanying Street Elements: Roadway 1.
 tarmac: R3, q0: 0.070
 Selected Lighting Class: ME4a

L_{av} [cd/m ²]	U0	UI	TI [%]	SR
1.88	0.52	0.87	14	0.74



Operator
Telephone
Fax
e-Mail

Street 1 / Valuation Field Roadway 1 / Results overview



Light loss factor: 0.80

Scale 1:250

Grid: 10 x 6 Points

Accompanying Street Elements: Roadway 1.

tarmac: R3, q0: 0.070

Selected Lighting Class: ME4a

L_{av} [cd/m ²]	U0	UI	TI [%]	SR
1.88	0.52	0.87	14	0.74

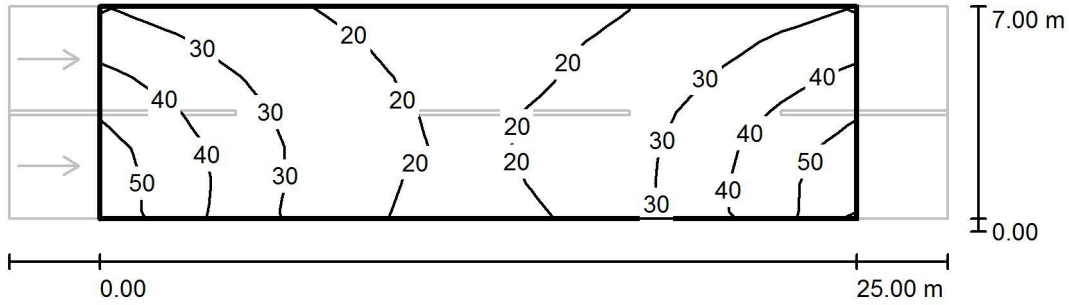
Assigned observer (2 Pieces):

No.	Observer	Position [m]	L_{av} [cd/m ²]	U0	UI	TI [%]
1	Observer 1	(-60.000, 1.750, 1.500)	1.88	0.55	0.87	14
2	Observer 2	(-60.000, 5.250, 1.500)	2.06	0.52	0.87	9



Operator
 Telephone
 Fax
 e-Mail

Street 1 / Valuation Field Roadway 1 / Isolines (E)



Values in Lux, Scale 1 : 250

Grid: 10 x 6 Points

E_{av} [lx]
 29

E_{min} [lx]
 17

E_{max} [lx]
 53

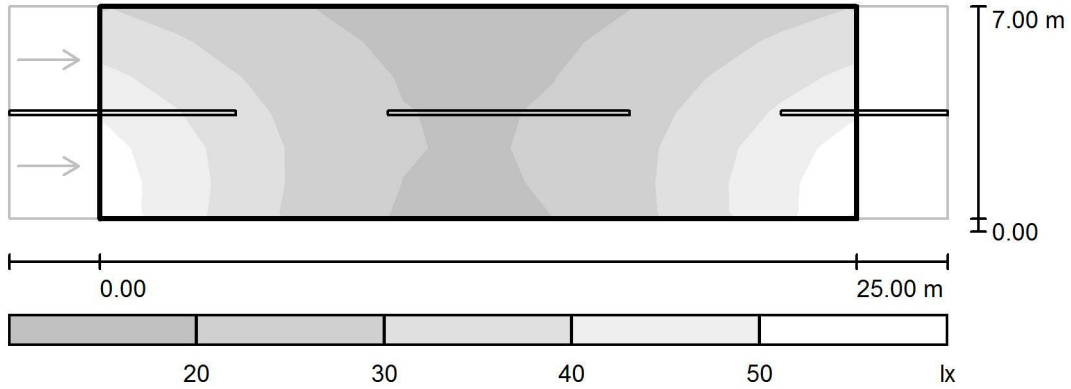
u_0
 0.583

E_{min} / E_{max}
 0.323



Operator
Telephone
Fax
e-Mail

Street 1 / Valuation Field Roadway 1 / Greyscale (E)



Scale 1 : 250

Grid: 10 x 6 Points

E_{av} [lx]
29

E_{min} [lx]
17

E_{max} [lx]
53

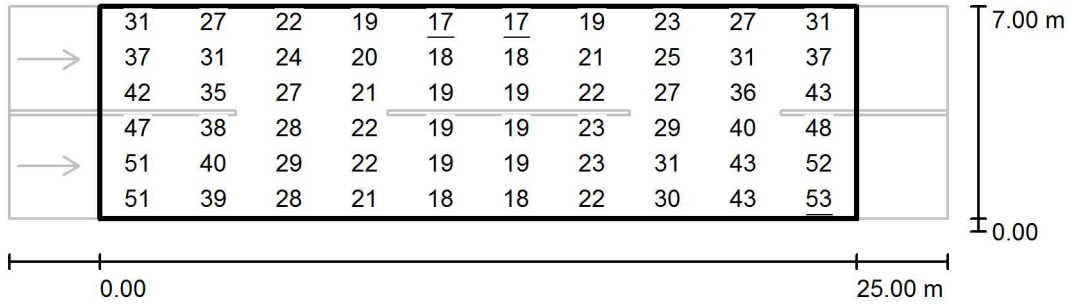
u_0
0.583

E_{min} / E_{max}
0.323



Operator
 Telephone
 Fax
 e-Mail

Street 1 / Valuation Field Roadway 1 / Value Chart (E)



Values in Lux, Scale 1 : 250

Grid: 10 x 6 Points

E_{av} [lx]
29

E_{min} [lx]
17

E_{max} [lx]
53

$u0$
0.583

E_{min} / E_{max}
0.323