



GFMJ-200

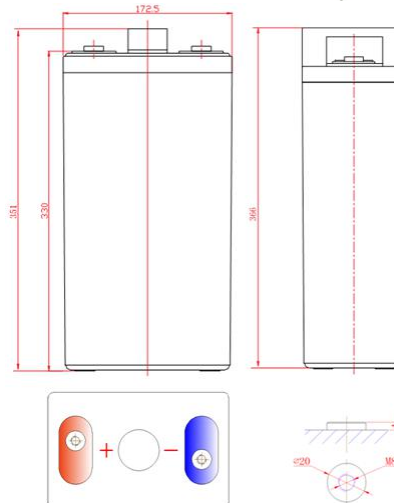
2V200Ah

产品特点 Product features

阀控式密封铅酸蓄电池

valve-regulated Gel battery

额定电压 Normal voltage		2V
额定容量度 Normal capacity (10 hr)		200Ah
容量 Capacity 25°C(77°F)	10hr (20A)	≥200Ah
	3hr (50A)	≥150Ah
	1hr (110A)	≥110Ah
内阻 Inner resistance	Full charge 25°C(77°F)	≤1.0mΩ (仅供参考)
循环使用寿命 Cycling Service life	(GB/T 19638.1-2014) deep discharge	≥800 cycles
浮充使用寿命 Floating charge life	25°C(77°F)Voltage of Floating charge: 13.8V	≥10 years
温度的影响 Temperature works on capacity (10 hr)	40°C (104°F)	≥105%
	25°C (77°F °F)	≥100%
	0°C (32°F)	≥85%
	-15°C (5°F)	≥70%
荷电保持 Self-discharge 25°C(77°F)	Residual Capacitance (90 days)	≥80%
气体析出量 Amount of gas evolution 25°C(77°F)	testing standard GB/T 19638.1-2014 U _{flo}	≤0.04ml/(Ah · h)
大电流耐受能力 maximum discharge current 25°C(77°F)	放电时间 discharge time 5sec	≥600A
充电方法 Charge method 25°C(77°F)	循环使用 Cycling	初始电流≤50A,恒压 2.40-2.47V Beginning current ≤50A , Isobarically 2.40-2.47V
	浮充使用 Floating charge	恒压 2.25-2.30 Isobarically 2.25-2.30V



包装尺寸 Package dimension

电池尺寸 dimension (L*W*H*TH)	mm±1	172*110*329*365
	inch	5.16*3.3*9.87*10.95
外包装尺寸 Box dimension (L*W*H)	mm	175*119*402
	inch	5.25*3.57*12.06
每箱电池数 PCS/ Carton		1
单个净重 Net weight		12.0kg±3%

材料 Product material

成份 Component	正极板 Anode plate	负极板 Cathode plate	外壳 crust	安全阀 valve
材料 Material	铅化合物 Lead dioxide	铅 lead	ABS	橡胶 rubber
成份 Component	端子 terminal	隔板 separator	电解液 electrolyte	---
材料 Material	铜合金 Cu-alloy	玻璃纤维 AGM	硫酸 Sulfuric acid	---

以上各项参数仅供参考，如有更改不另行通知。

恒流放电特性 Constant Current Discharge Characteristics : A(25°C)

电压/时间	15min	30min	1HR	2HR	3HR	4HR	5HR	6HR	8HR	10HR
1.60V	271.5	200.3	124.9	76.61	57.06	40.94	35.83	32.17	25.97	20.83
1.65V	258.2	192.3	123.3	73.82	54.66	39.50	35.47	31.40	24.81	20.63
1.70V	240.8	181.3	120.9	72.62	53.47	39.14	34.96	30.62	24.42	20.43
1.75V	231.8	163.1	113.3	68.63	50.67	36.99	34.51	29.07	23.64	20.22
1.80V	184.0	148.6	104.9	65.44	48.68	36.63	33.92	28.68	23.26	20.03
1.85V	155.6	133.8	96.96	61.85	46.28	33.76	31.92	27.13	22.09	18.80

恒功率放电特性 Constant Power Discharge Characteristics : W(25°C)

电压/时间	15min	30min	1HR	2HR	3HR	4HR	5HR	6HR	8HR	10HR
1.60V	475.4	365.0	232.4	143.3	106.3	76.93	71.24	62.07	49.42	41.51
1.65V	462.9	363.0	231.2	141.3	104.2	75.79	70.57	61.28	49.00	41.11
1.70V	437.3	343.6	228.9	139.2	102.7	75.49	69.74	59.85	48.25	40.86
1.75V	389.5	309.6	214.7	131.8	98.97	71.70	68.76	56.91	46.73	40.45
1.80V	337.2	282.5	204.1	125.8	94.88	71.37	67.55	56.23	45.97	40.12
1.85V	287.5	254.7	189.4	119.1	90.38	66.11	63.75	53.27	43.68	37.80

图-1 浮充使用充电特性曲线

Charging Characteristics

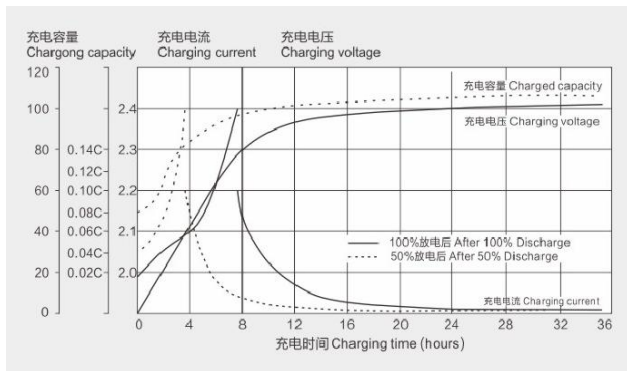


图-3 温度寿命特性

Temperature Life characteristic

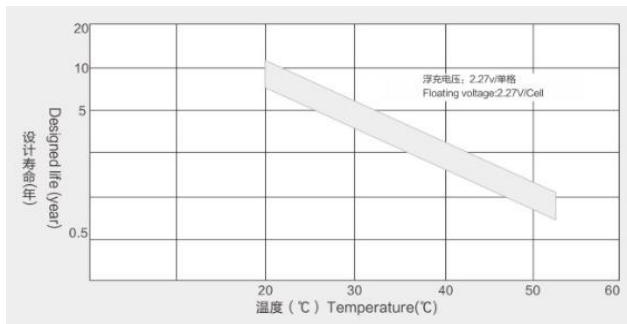


图-5 放电深度对循环使用寿命的影响

Depth of discharge effects

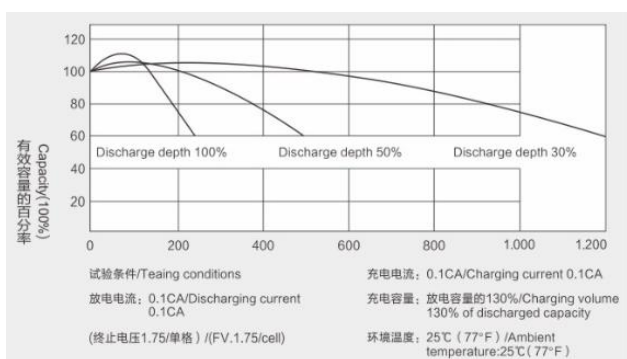


图-2 放电特性曲线

Discharge characteristic curves

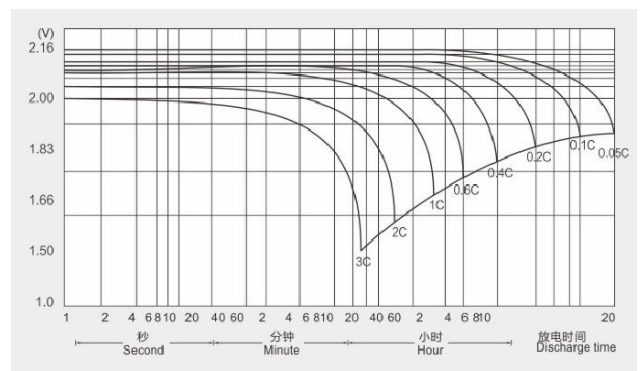


图-4 自放电特性及补充方法

Self discharge characteristic and supplementary method

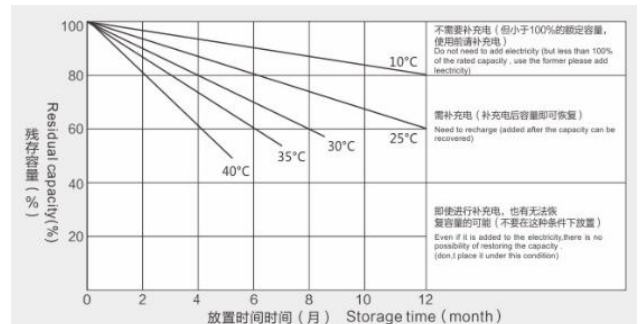


图-6 循环寿命

Cycle life

