


MODEL HILNA18262040

18-26.5GHz Low Noise Amplifier



Note: The photo is for illustration purposes only.
Please refer to outline drawing

■ Features

- Ultra Wide Band: 18-26.5GHz
- Gain: 20dB
- Output Power: 20dBm
- High Output IP3: 28dBm

■ Applications

- Radar Systems
- Communication Systems
- Receivers Systems

□ Electrical Specifications

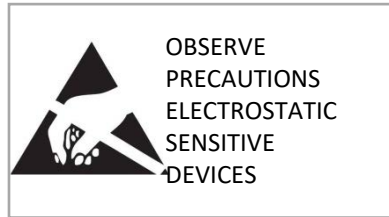
Parameter	Min.	Typ.	Max	Units
Frequency Range	18~26.5			GHz
Gain	20	25		dB
Gain Flatness		±1.0	±1.7	dB
Input VSWR		1.5	2.0	
Output VSWR		1.8	2.0	
Output Power for 1 dB		20		dBm
Saturated Output Power (Psat)		21		dBm
Noise Figure		4		dB
OIP3		28		
Input Max Power(no damage)			10	dBm
DC Current (Vcc=+12V)		260		mA
Impedance	50			Ω
Input Output Connector	SMA-k/SMA-K			
Material	Aluminium/Gold			
Weight	50g			
Package Sealing	General Sealing (Standard);			

Environmental Conditions

Operational Temperature	-45°C~+85°C	Vibration	25g rms (15 degree 2KHz) endurance, 1 hour per axis
Storage Temperature	-55°C~+125°C	Shock	20G for 11msc half sin wave, 3 axis both directions
Executive Standard	MIL-STD-810G	Humidity	100% RH at 35c, 95%RH at 40°C

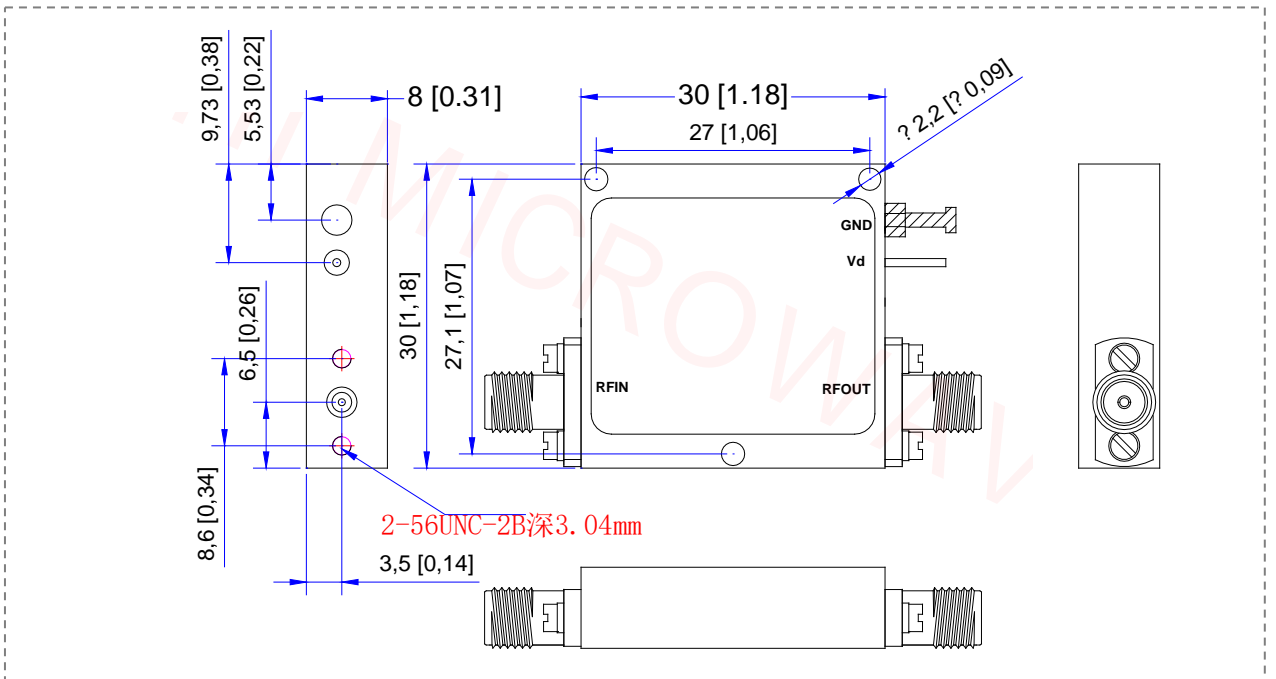
Absolute Maximum Ratings

Supply Bias Voltage	15V
RF INPUT POWER	10dBm
ESD sensitivity (HBm)	Class 0, passed 150V



Outline Drawing

All Dimensions in mm (inches) Tolerance ± 0.25 (0.01)



*****Heat Sink required during operation*****